

Getting Started With Android

Last Updated: December 15, 2021

Overview

This article gives a summary of the features available on Android. Using the Zoom Cloud Meetings app on Android, you can join meetings, schedule your own meetings, chat with contacts, and view a directory of contacts.

Note: Some features may not be available due to license or add-on restrictions. Please refer to feature specific articles for more info about prerequisites and configuration.

This article covers:

- [Sign in and Join](#)
- [Meet & Chat](#)
- [Phone](#)
- [Contacts](#)
- [Settings](#)

Prerequisites

- Zoom Cloud Meetings app (available on [Google Play](#))

Sign In And Join



Start a Meeting

Start or join a video meeting on the go



Join a Meeting

Sign Up






Sign In

After launching Zoom, click **Join a Meeting** to [join a meeting](#) without signing in. If you want to log in to start or schedule your own meeting, tap **Sign In**.

To sign in, use your Zoom, Google, or Facebook account. You can also [log in using SSO](#). If you don't have an account, tap [Sign Up](#). If you have a Zoom account but cannot remember your password, tap **Forgot Password**.



Meet & Chat

After signing in, tap **Meet & Chat** for these meeting features:

- **New Meeting** : [Start an instant meeting](#) using your [PMI](#) or a new meeting ID. Learn about [in-meeting controls for hosts](#).
- **Join** : [Join a meeting](#) using the meeting ID. Learn about [in-meeting controls for attendees](#).
- **Schedule** : Schedule a [one-time](#) or [recurring](#) meeting.
- **Share Screen** : Enter a sharing key or meeting ID to [share your device screen to a Zoom Room](#).
- **Call a Room** : Call a H.323 or SIP device and begin a meeting with that device. This requires an additional add-on for the account and the H.323/SIP device's IP address or URI.
- **Starred**: View and start a chat with your starred [contacts](#) and [channels](#).

- Tap your name to use your [personal chat space](#).
- Other contacts and chat channels will follow



You also have access to these features:

- Zoom Room pairing icon : Pair with a nearby Zoom Room to control the meeting from your mobile app instead of the Zoom Room controller.
- Compose icon : Start a new one-on-one chat with a contact.

Phone

Tap **Phone** to use Zoom Phone features.

Note: Zoom Phone license required.

- Keypad icon  [Call a number or contact](#) using your direct phone number or company number.
- **History** tab: View your [call log](#) showing answered, missed, and recorded calls.
- **Voicemail** tab: Play and delete [voicemail messages](#).
- **Lines** tab: View any [lines](#) you have access to.
- **SMS** tab: View any [SMS messages](#) you have sent or received.
 - Compose icon : Start a new SMS message.

Meetings

Tap **Meetings** to see your Personal Meeting Room information and other upcoming scheduled meetings.


Upcoming meetings will be listed by date, with [no fixed time recurring meetings](#) listed at the bottom.

If you do not see a scheduled meeting, tap the refresh icon  in the top-right corner.

Note: Zoom will only show your scheduled meetings by default and any meetings you have been invited to will not be shown. You will need to [integrate your calendar with Zoom](#) to display meetings you've been invited to or other non-Zoom meetings.

Contacts

Tap **Contacts** to list all your contacts and add new ones.

- **Contacts** tab: Tap the contacts to see your options, such as start a one-on-one chat with them, start a meeting or phone call, and see their status and other information.
- **Channels** tab: View a directory of your [channels](#) (used for group messaging). Starred channels appear at the top of the list.
- **Apps** tab: View the list of apps you have connected, typically in the form of automated chatbots.
- Plus icon : Show options for [contacts](#) and [channels](#). You can add a contact, create a contact group, create a channel, join a channel, or add an app from our Marketplace.

Settings

Tap **Settings** to view meeting and chat settings.

- Tap your name to change your profile picture, name, and password.
- **Meeting:** Change [settings](#) regarding meetings, such as enabling/disabling your microphone, mirror video, and others.
- **Contacts:** Find phone contacts that are using Zoom, and approve [contact requests](#).
- **Chat:** Changes [settings](#) related to chat, such as notifications, unread message order, and others.
- **Phone** (only visible if you have Zoom Phone): [Change settings](#) related to call queues, shared line groups, and others.
- **General:** Change generic settings, such as ringtones.
- **About Zoom:** View the app version, send feedback, [report a problem](#), rate the app, or view our [Privacy policy](#).

[Learn more about Zoom settings.](#)